

Product Feature

1. Universal AC input/Full range
2. Protections:Short circuit/Overload/Over voltage/Over temperature
3. Cooling by free air convection
4. Can be installed on DIN rail TS-35/7.5 or 15
5. Built-in active PFC function
6. 100% full load burn-in test
7. 3 years warranty



Safety regulations and electromagnetic compatibility

- Safety specification CCC GB4943.1-2022
- Withstand voltage

Input-output :3KVAC, input-ground:2KVAC, output-ground:0.5KVAC

- Insulation impedance

Input-output and input -output -ground:20M Ohms/500VDC/25°C,70%RH

- Electromagnetic compatibility

Meet BS EN/EN61000-4-2,3,4,5,6,8,11, BS EN/EN55024, BS EN/EN61000-6-2 (BS EN/EN50082-2),BS EN/EN61000-3-2,-3, EAC TP TC 020, KC KSC 9832, CE 62368

Note:The power supply should be considered as part of the components in the system,and the electromagnetic compatibility should be confirmed with the terminal equipment



3 years
Warranty

2200g/Typ.

Environment

- Operating temperature/humidity
-30°C-+70°C/20-95%RH,non-condensing(please refer to "Derating curve")
- Storage temperature/humidity
-40°C-+85°C/10-95%RH, non-condensing
- MTBF
660.2K hrs min. Telcordia SR-332 (Bellcore) ; 70.7K hrs min.
MIL-HDBK-217F (25°C)

Electrical Specifications

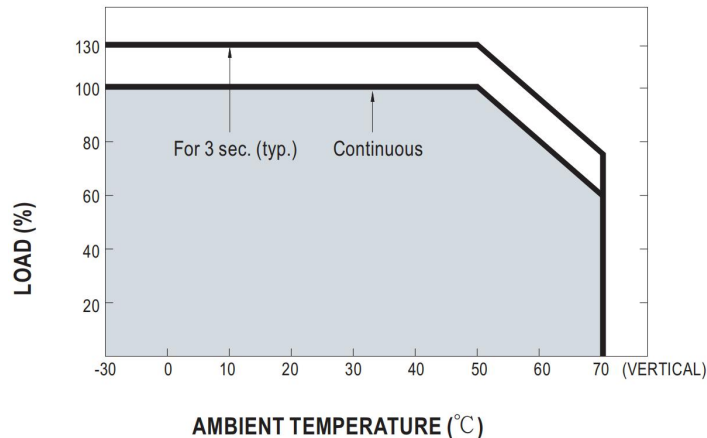
Model number	DM-960-24	DM-960-48
Output voltage	24V	48V
Rated current	40A	20A
Current range	0-40A	0-20A
Peak current	52A	26A
Peak power	1250W (3 seconds)	
Ripple and Noise (20MHz)	240mVp-p	480mVp-p
Voltage regulation range	24-28V	48-55V
Linear adjustment rate	±0.5%	±0.5%
Load adjustment rate	± 2 %	±2%
Start up time (Typ.)	Less than 3S, less than 300ms/230VAC(full load)	
Holding time (Typ.)	> 10.Sms/230VAC(full load)	
Input voltage range	AC 200V-264V DC 285-370V	
Frequency range	47-63Hz	
Power factor (Typ.)	PF≥0.95/230VAC (full load)	
Efficiency(230VAC)	92%	92%
AC input (Typ.)	6A/230VAC	

Surge current	80A@230V cold start	
Leakage current	<3.5mA @240V	
Overload protection	After working 3 seconds, the converter with 105%-130% load will turn off; within 30 seconds the converter should recover working when peak load disappear	
	Protection mode: constant current is limited within 130-150% load, after 3 seconds the output voltage will turned off; restore	
Overvoltage protection	29-34V	56-65V
	Protected mode: The output voltage is turned off, and the output voltage is automatically restored or restarted	
Over temperature protection	95°C±15°C(TSW) Detect the power switch of the radiator	
	Protection mode: Turn off the output voltage and automatically recover when the temperature drops	
Dimension	110*150*125.2mm	
Weight	1.5kg	

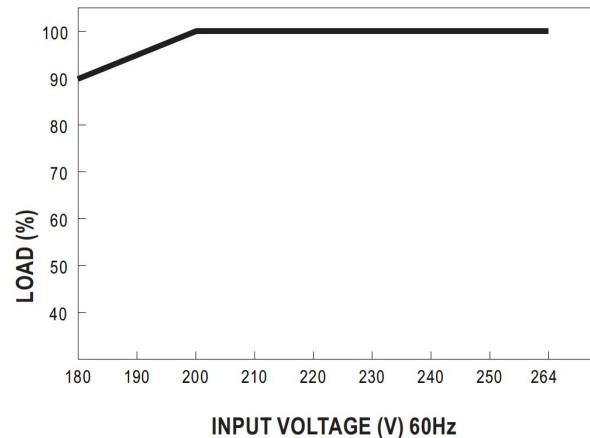
Note:

- 1.Unless otherwise specified, all parameters are measured under the input 230VAC,full load,and 25°Cambient temperature.
- 2.Ripple and noise measurement method:output terminals are paralleled with 0.1uf and 47uf capacitors,and measured at 20MHZ bandwidth.
- 3.Linear adjustment rate measurement method:test from lower voltage to high voltage with full load.
- 4.Load adjustment rate measurement method:from 0A to full load.

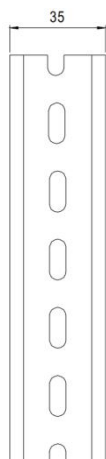
Derating Curve



Output Derating VS Input Voltage



Installation Instruction

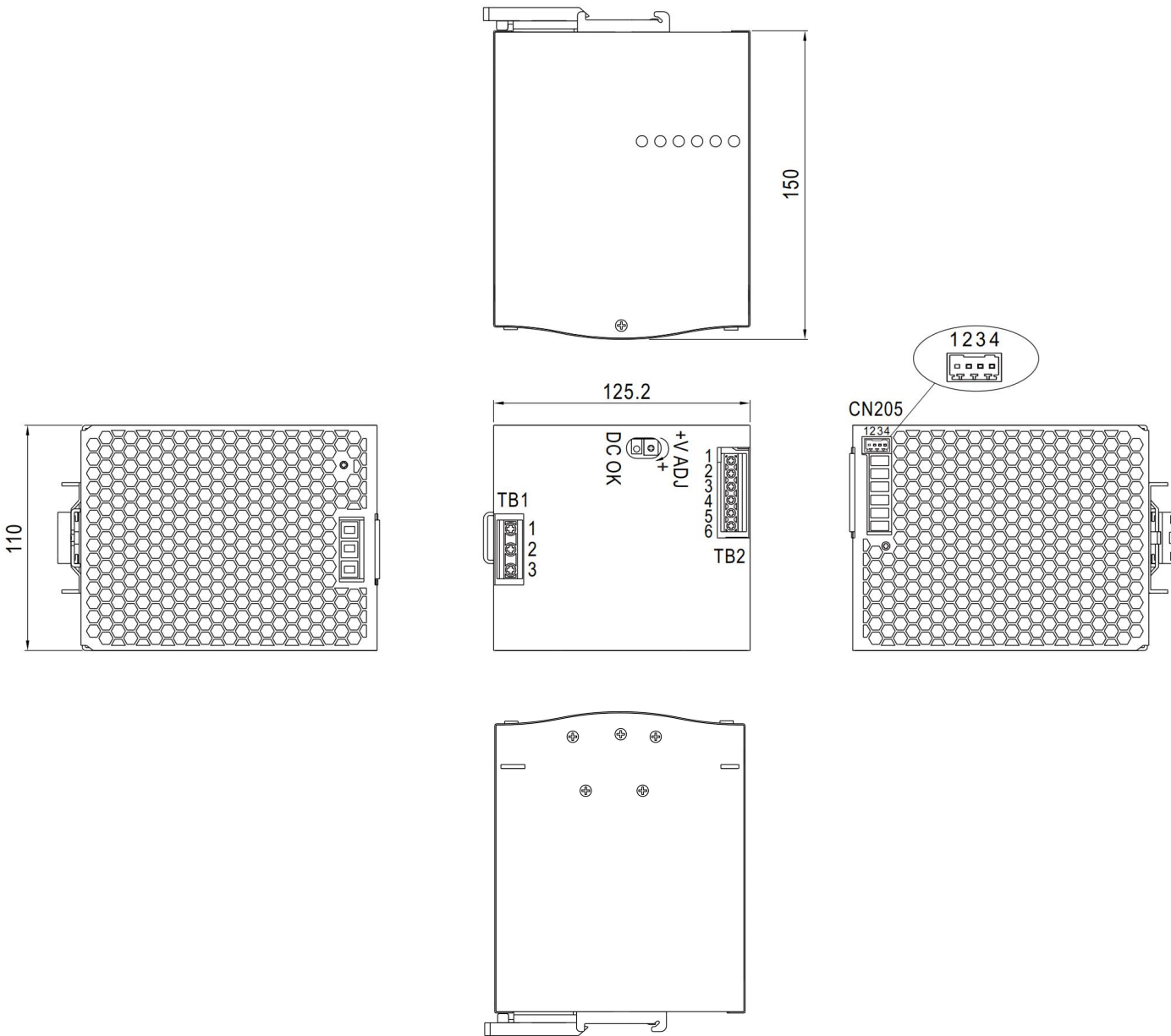


Install DIN rail TS35/7.5 or TS35/15

This series fits DIN rail TS35/7.5 or TS35/15.

Mechanical Specification

Unit:mm



Terminal Pin No. Assignment(TB1)

Pin	Function
1	FG
2	AC/N
3	AC/L

Terminal Pin No. Assignment(TB2)

Pin	Function
1,2,3	DC OUTPUT +V
4,5,6	DC OUTPUT -V

Control Pin (CN205):DINKLE ECH250R-04P or equivalent

Pin	Assignment	Mating Housing	Wire Diameter
1	P-(Current Share)	DINKLE ESC250V-04P or equivalent (Including in the single package)	0.081~0.517mm ² (28~20AWG)
2	P+(Current Share)		
3,4	DC OK Relay Contact		

GUANHOUG AMCHARD-POWER TECHNOLOGY CO., LTD.