

## Product Feature

1. Universal AC input/Full range
2. Protections:Short circuit/Overload/Over voltage/Over temperature
3. Cooling by free air convection
4. Can be installed on DIN rail TS-35/7.5 or 15
5. Built-in active PFC function
6. 100% full load burn-in test
7. 3 years warranty

## Safety regulations and electromagnetic compatibility

- Safety specification CCC GB4943.1-2022
- Withstand voltage

Input-output :3KVAC, input-ground:2KVAC, output-ground:0.5KVAC

- Insulation impedance

Input-output and input -output -ground:20M Ohms/500VDC/25°C,70%RH

- Electromagnetic compatibility

Meet EN 55032, GB/T9254, FCC Class B, CE 62368

Note:The power supply should be considered as part of the components in the system,and the electromagnetic compatibility should be confirmed with the terminal equipment



3 years  
Warranty

1500g/Typ

## Environment

- Operating temperature/humidity  
-20°C-+60°C/20-95%RH,non-condensing(please refer to "Derating curve")
- Storage temperature/humidity  
-40°C-+85°C/10-95%RH, non-condensing
- MTBF  
>50KH MIL-HDBK-217F(25°C)

## Electrical Specifications

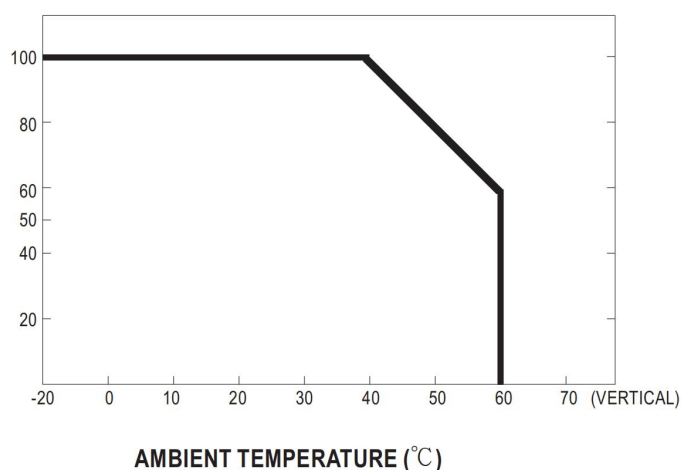
Model number	DM-480-24	DM-480-48
Output voltage	24V	48V
Rated current	20A	10A
Current range	0-20A	0-10A
Rated power	480W	480W
Ripple and Noise (20MHz)	150mVp-p	150mVp-p
Voltage regulation range	24-28V	48-55V
Linear adjustment rate	±0.5%	±0.5%
Load adjustment rate	± 1 %	±1%
Start up time (Typ.)	1500ms,100ms/230VAC      3000ms,100ms/115VAC at full load	
Holding time (Typ.)	16ms/230VAC      16ms/115VAC at full load	
Input voltage range	AC 88V-264V      DC 127-371V	
Frequency range	47-63Hz	
Efficiency(230VAC)	92.5%	92.5%
Maximum input current	4.8A max.@100V	
Inrush current	35A typ.@230V cold start	
Leakage current	<2mA @240V	

Overload protection	105%-130%of rated output power	
	Protection mode:Constant current mode,the converter should re-work after fault disappear	
Overvoltage protection	29-35V	56-65V
	Protection mode:hiccup mode. The converter should re-work after fault disappear	
Short circuit protection	Output terminal short circuit	
	Protected mode:hiccup mode. The converter should re-work after fault disappear	
Dimension	85.5*128.5*125.2mm	
Weight	1.5kg	

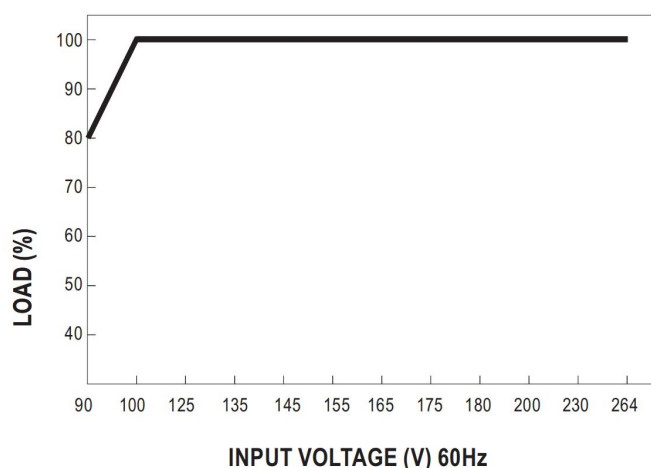
Note:

- 1.Unless otherwise specified, all parameters are measured under the input 230VAC,full load,and 25°Cambient temperature.
- 2.Ripple and noise measurement method:output terminals are paralleled with 0.1uf and 47uf capacitors,and measured at 20MHZ bandwidth.
- 3.Linear adjustment rate measurement method:test from lower voltage to high voltage with full load.
- 4.Load adjustment rate measurement method:from 0A to full load.

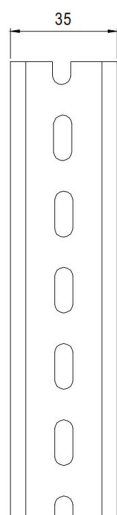
## Derating Curve



## Output Derating VS Input Voltage



## Installation Instruction

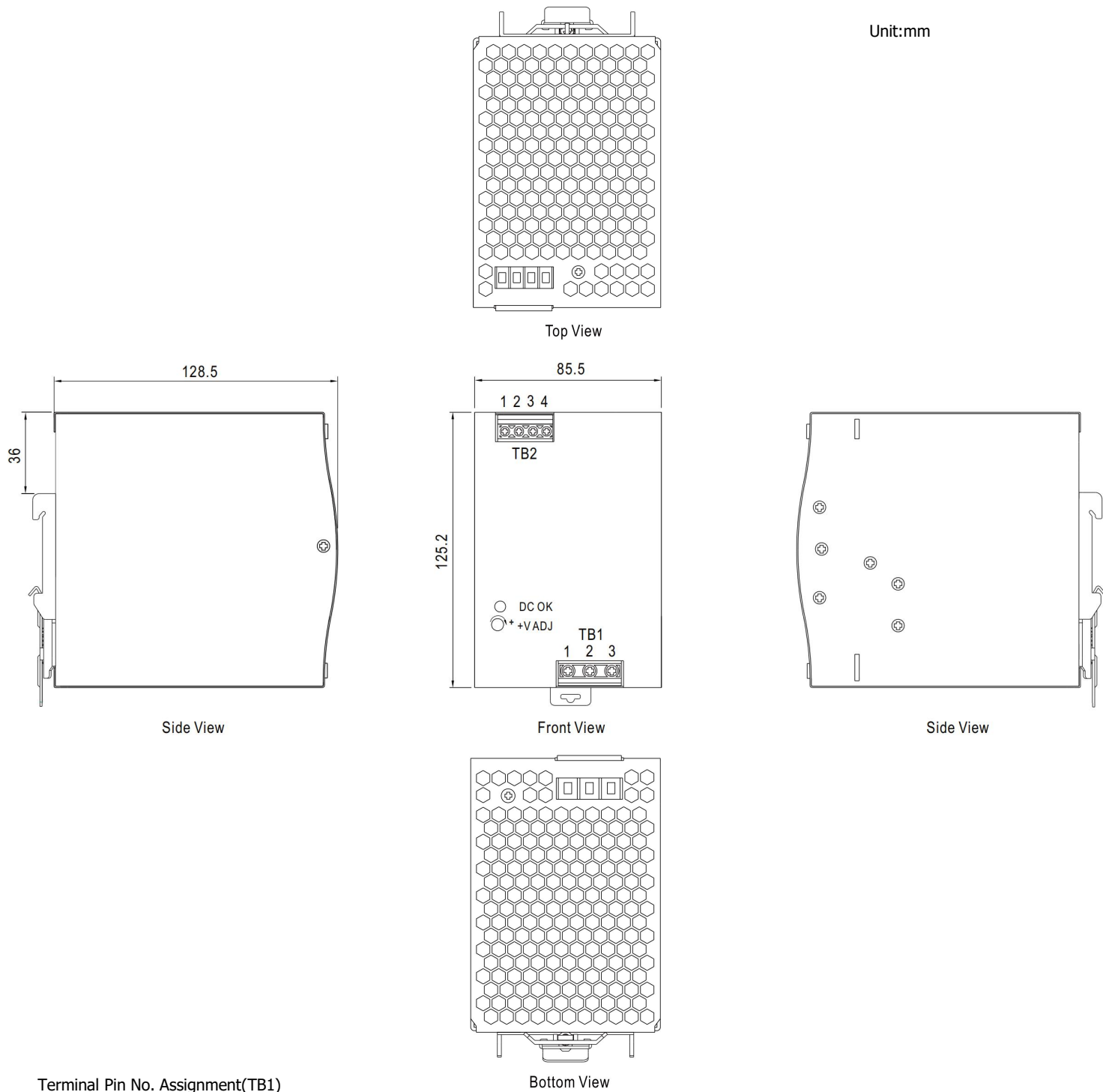


Install DIN rail TS35/7.5 or TS35/15

This series fits DIN rail TS35/7.5 or TS35/15.

## Mechanical Specification

Unit:mm



Terminal Pin No. Assignment(TB1)

Pin	Function
1	FG
2	AC/N or DC-
3	AC/L or DC+

Terminal Pin No. Assignment(TB2)

Pin	Function
1,2	DC OUTPUT +V
3,4	DC OUTPUT -V

**GUANGZHOU AMCHARD-POWER TECHNOLOGY CO., LTD.**

[www.amchard-power.com](http://www.amchard-power.com)

Mail:[info@amchard-power.com](mailto:info@amchard-power.com)