

Product Feature

1. Input voltage range:200~240VAC
2. Protections:Overload/Over voltage/Over temperature
3. 100% full load burn-in test
4. 3 years warranty



Safety regulations and electromagnetic compatibility

- Safety specification EN/EN 62368-1, CCC GB4943
- Withstand voltage

Input-output :1.5KVAC, input-ground:1.5KVAC, output-ground:0.5KVAC

- Insulation impedance

Input-output and input -output -ground:100M Ohms/500VDC/25°C,70%RH

- Electromagnetic compatibility

Meet BS EN /EN55024 , BS EN/EN61000-6-2, CCC GB17625.1, GB/T9254, BSMI CNS13438

Note:The power supply should be considered as part of the components in the system,and the electromagnetic compatibility should be confirmed with the terminal equipment



3 years
Warranty

8000g/Typ.

Environment

- Operating temperature/humidity
-20°C~+60°C/20-90%RH,non-condensing(please refer to "Derating curve")
- Storage temperature/humidity
-40°C~+85°C/10-95%RH, non-condensing
- MTBF
≥313.1 K hrs Telcordia SR-332 (Bellcore); ≥116.75K hrs MIL-HDBK-217F (25°C)

Electrical Specifications

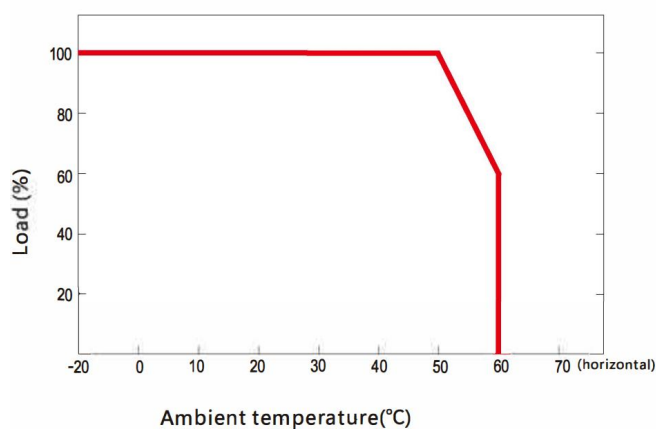
Model number	EN-P3000-12	EN-P3000-24	EN-P3000-36	EN-P3000-48
DC output	12V	24V	36V	48V
Rated Current	200A	125A	83A	62.5A
Current range	0~200A	0~125A	0~83A	0~62.5A
Rated power	2400W	3000W	2988W	3000W
Ripple and noise(Max.)	240mVp-p	350mVp-p	400mVp-p	400mVp-p
Voltage adjustment range	10~13.5V	20~26.4V	33~39.8V	43~55V
Voltage accuracy	±1.0%	±1.0%	±1.0%	±1.0%
Linear adjustment rate	±0.5%	±0.5%	±0.5%	±0.5%
Load adjustment rate	±0.5%	±0.5%	±0.5%	±0.5%
Start/rise time	300ms,50ms (full load)			
Holding time(Typ.)	6ms/230VAC 16ms/115VAC(full load)			
Voltage range	200~240VAC			
Frequency range	47~63Hz			
Remote switch	Remote switch function is optional for ordering			
Efficiency(Typ.)	85%	88%	88%	89%

Alternating current(Typ.)	25A/230VAC			
Inrush current (Typ.)	25A/115VAC		40A/230VAC	
Leakage current	<3.0mA/240VAC			
Overload protection	105-125%of the rated output power			
	Protection type:Constant current limited mode.Restarts and restore after the fault disappears			
Overvoltage protection	13.8～16.8V	27.6～32.4V	39.8～45.5V	56.6～66.2V
	Protection type:The output voltage is turned off and restored after restart			
Overtemperature protection	Turn off the output voltage.After the temperature drops,restart and restore			
Dimension	Reference structure diagram			
Weight	8KG			

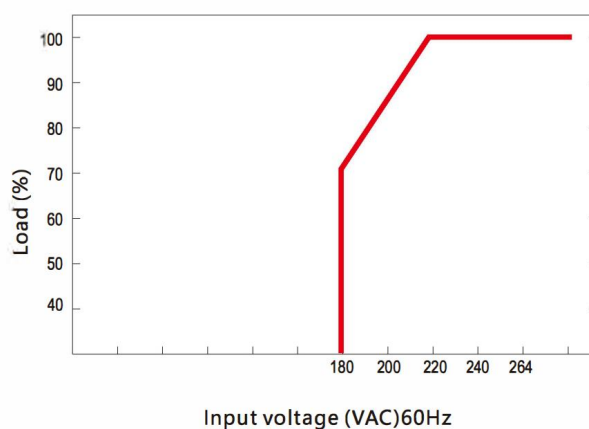
Note:

1. Unless otherwise specified, all specifications are measured at input 400VAC, rated load and ambient temperature of 25°C.
2. Ripple and noise measurement method: Use a 12 "twisted pair wire, while the terminal should be connected in parallel with 0.1uf and 47uf capacitors, and measure at 20MHZ bandwidth.
3. Accuracy: including setting error, linear adjustment rate and load adjustment rate.
4. The dual-phase operation allows a certain load reduction. For details, see the load reduction curve.
5. Installation gap: When the load is continuously full, the installation distance should be 40mm from the top, 20mm from the bottom, and 5mm from the left and right sides. If the adjacent equipment is a heat source, there should be 15mm gap.
6. The power supply is considered to be part of the components in the system and needs to be confirmed in conjunction with the network terminal device for electromagnetic compatibility.
7. When the altitude exceeds 2000 m (6500 ft), the ambient temperature of the fanless model decreases at a ratio of 3.5 ° C /1000m, while that of the fanless model decreases at a ratio of 5 ° C /1000m.

Derating Curve

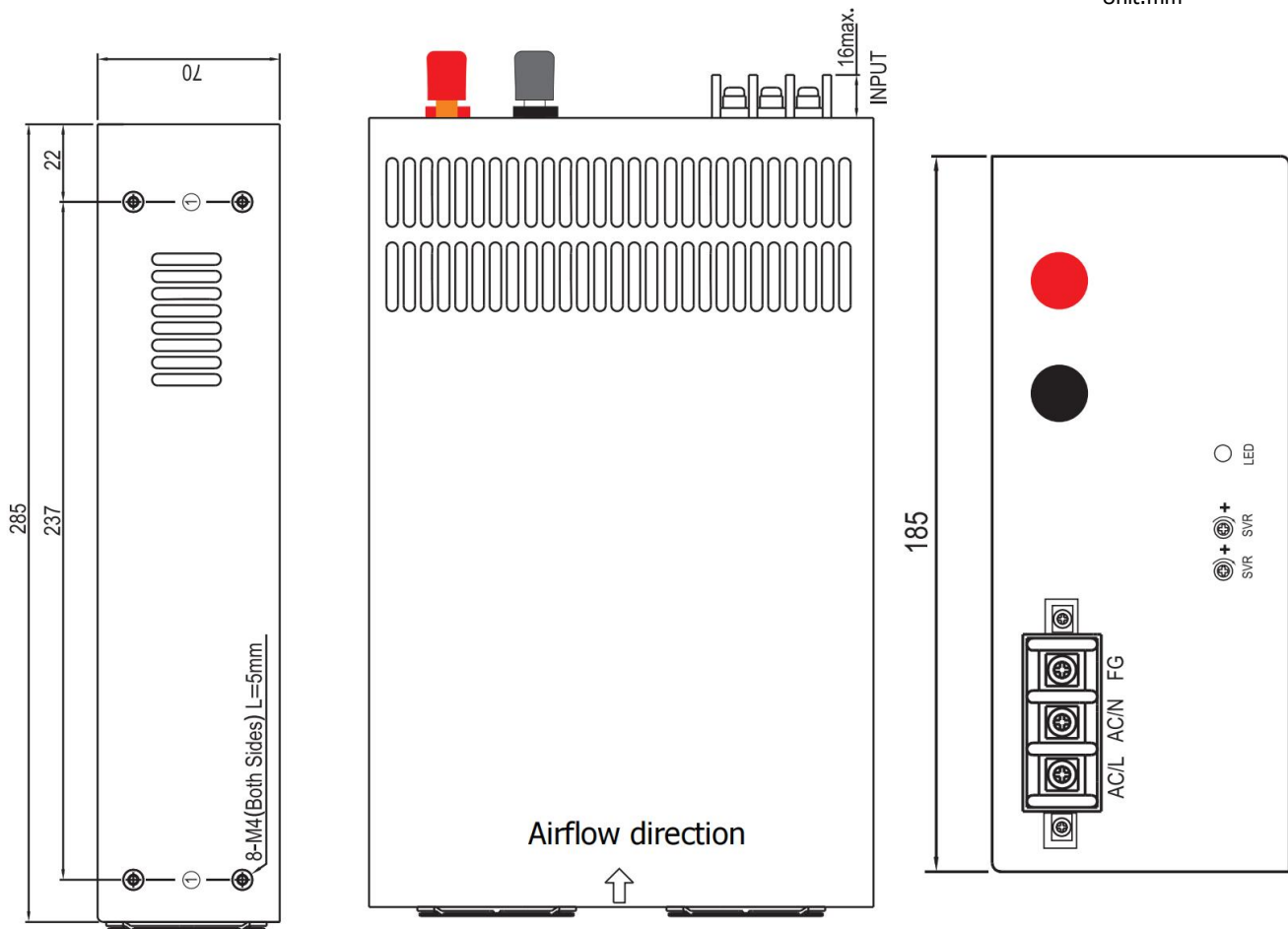


Output Derating VS Input Voltage



Mechanical Specification

Unit:mm



DONGGUAN AMCHARD-POWER TECHNOLOGY CO., LTD.

www.amchard-power.com

Mail:info@amchard-power.com