

Product Feature

1. Input voltage range:90~132VAC/180~264VAC(254~370VDC)
2. Protections:Overload/Over voltage/Over temperature
3. 100% full load burn-in test
4. 3 years warranty



Safety regulations and electromagnetic compatibility

- Safety specification EN/EN 62368-1, CCC GB4943
- Withstand voltage

Input-output :1.5KVAC, input-ground:1.5KVAC, output-ground:0.5KVAC

- Insulation impedance

Input-output and input -output -ground:100M Ohms/500VDC/25°C,70%RH

- Electromagnetic compatibility

Meet BS EN /EN55024 , BS EN/EN61000-6-2, CCC GB17625.1, GB/T9254, BSMI CNS13438

Note:The power supply should be considered as part of the components in the system,and the electromagnetic compatibility should be confirmed with the terminal equipment



3 years
Warranty

1560g/Typ.

Environment

- Operating temperature/humidity
-20°C~+60°C/20-90%RH,non-condensing(please refer to "Derating curve")
- Storage temperature/humidity
-40°C~+85°C/10-95%RH, non-condensing
- MTBF
≥313.1 K hrs Telcordia SR-332 (Bellcore); ≥116.75K hrs MIL-HDBK-217F (25°C)

Electrical Specifications

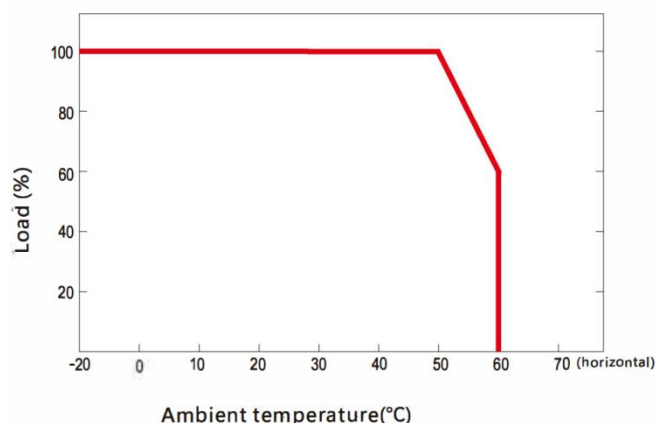
Model number	EN-P2000-24	EN-P2000-36	EN-P2000-48
DC output	24V	36V	48V
Current	83A	55.5A	41.6A
Current range	0~83A	0~55.5A	0~41.6A
Rated power	1992W	1998W	1996.8W
Ripple and noise(Max.)	200mVp-p	250mVp-p	250mVp-p
Voltage adjustment range	20~26.4V	33~39.8V	43~55V
Voltage accuracy	±1.0%	±1.0%	±1.0%
Linear adjustment rate	±0.5%	±0.5%	±0.5%
Load adjustment rate	±0.5%	±0.5%	±0.5%
Start /rise time	300ms,50ms (full load)		
Holding time(Typ.)	16ms/230VAC 16ms/115VAC(full load)		
Voltage range	90~132VAC/180~264VAC (Switch by switch)254~370VDC		
Frequency range	47~63Hz		
Remote switch	Remote switch function is optional for ordering		
Efficiency (Typ.)	87%	88%	88%

Alternating current (Typ.)	18A/230VAC		
Inrush current (Typ.)	25A/115VAC 40A/230VAC		
Leakage current	<3.0mA/240VAC		
Overload protection	105-125%of the rated output power		
	Protection type:Constant current limited mode.Restarts and restore after the fault disappears		
Overvoltage protection	27.6~32.4V	39.8~45.5V	56.6~66.2V
	Protection type:The output voltage is turned off and restored after restart		
Overtemperature protection	Turn off the output voltage.After the temperature drops,restart and restore		
Dimension	Reference structure diagram		
Weight	1.56KG		

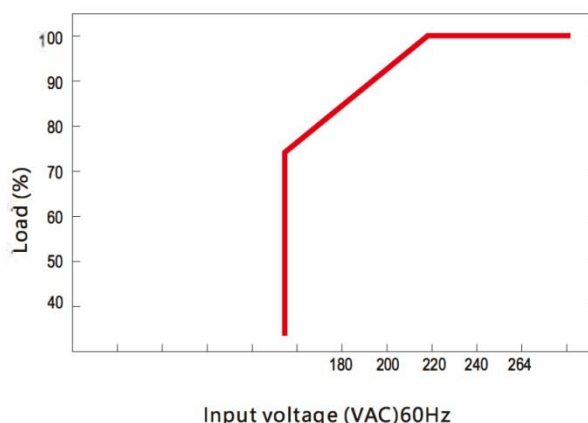
Note:

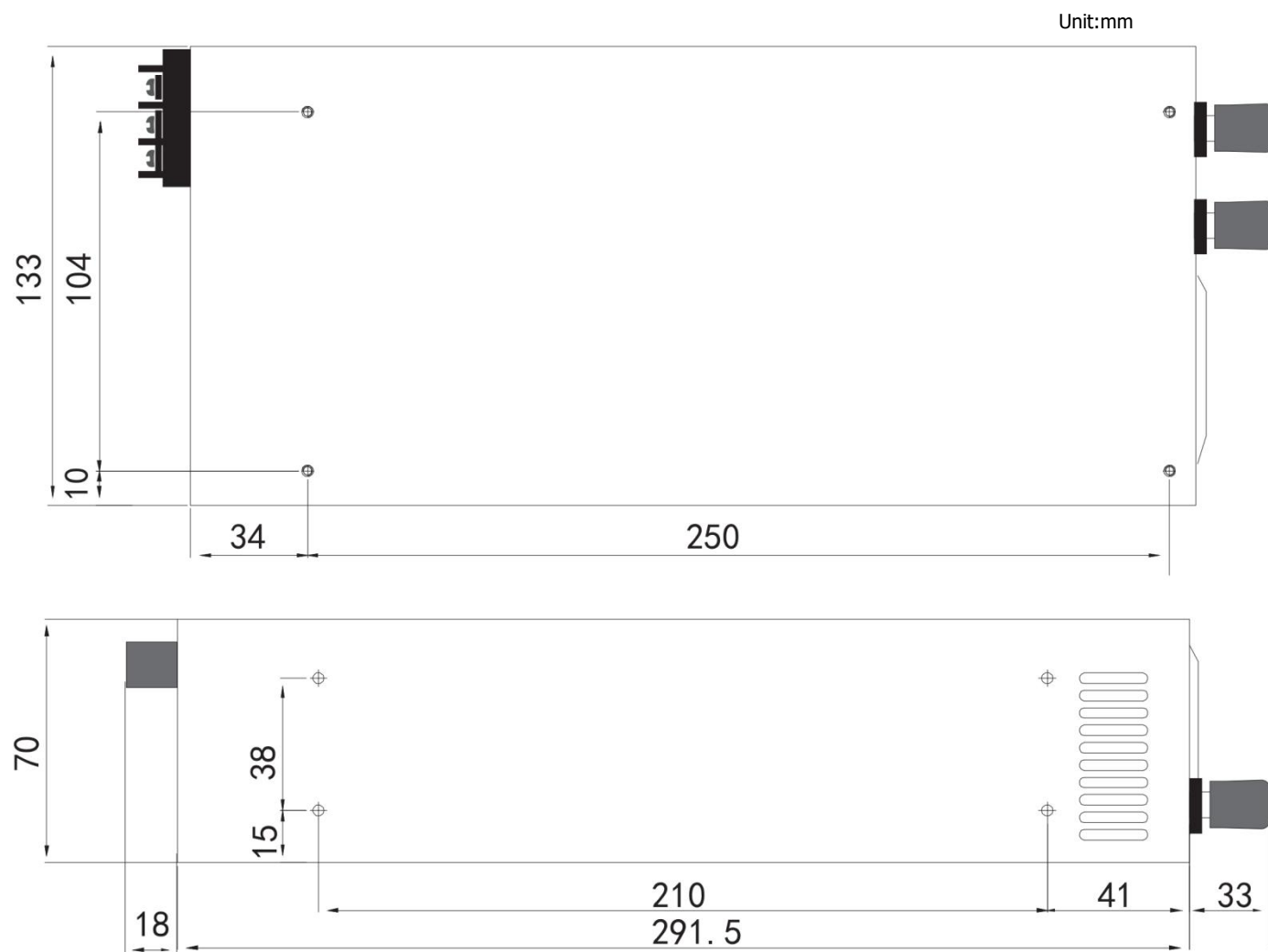
1. Unless otherwise specified, all specifications are measured at input 400VAC, rated load and ambient temperature of 25°C.
2. Ripple and noise measurement method: Use a 12 "twisted pair wire, while the terminal should be connected in parallel with 0.1uf and 47uf capacitors, and measure at 20MHZ bandwidth.
3. Accuracy: including setting error, linear adjustment rate and load adjustment rate.
4. The dual-phase operation allows a certain load reduction. For details, see the load reduction curve.
5. Installation gap: When the load is continuously full, the installation distance should be 40mm from the top, 20mm from the bottom, and 5mm from the left and right sides. If the adjacent equipment is a heat source, there should be 15mm gap.
6. The power supply is considered to be part of the components in the system and needs to be confirmed in conjunction with the network terminal device for electromagnetic compatibility.
7. When the altitude exceeds 2000 m (6500 ft), the ambient temperature of the fanless model decreases at a ratio of 3.5 ° C /1000m, while that of the fanless model decreases at a ratio of 5 ° C /1000m.

Derating Curve



Output Derating VS Input Voltage



Mechanical Specification**DONGGUAN AMCHARD-POWER TECHNOLOGY CO., LTD.**www.amchard-power.comMail: info@amchard-power.com